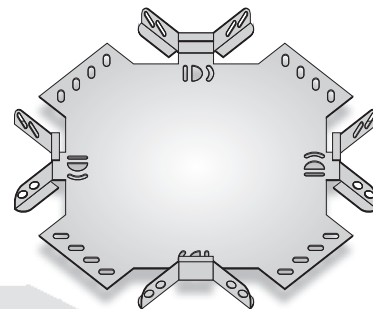


### FEATURES:

- Flat crossing bend have four widths dimensions and are produced equally.
- There are holes in the flat crossing bend base.  
The cable tray is fixed with M8x15 bolts and nuts to coincide with these holes.
- Width dimensions can be produced differently.
- **Example:** In special productions, the dimensions must be clearly specified.  
It can be produced as X:225mm, Y:150mm, Z:100mm, W:225mm the size expression should be 225/150/100/225 when defining the product.  
These products cannot be changed and returned as they will remain fixed after production.  
In special productions, the code is specified according to the larger size.
- It can be produced in required thickness from 0.80mm to 2.00mm.



### DESCRIPTION:

#### Product Code

**DM-ADD22525**

Height (h)

Width (w)

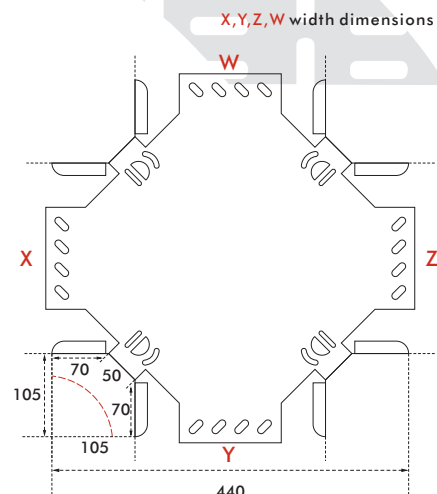
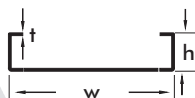
Medium duty cable tray Crossing Bend (ADD)

### DIMENSIONS:

Width (w) : 225

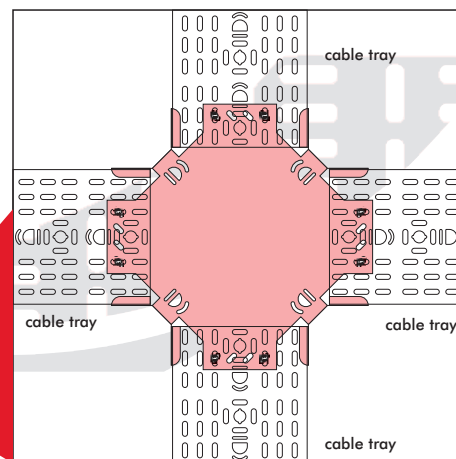
Thickness (t) : 0,8

Height (h) : 25



#### How to install?

When the cable tray coincides with the holes on top of the flat crossing bend it is fixed with m8x15 bolts and nuts.



### COATING

**PG** Pre-Galvanised Steel

**HDG** Hot - Dip Galvanised Steel

**EPC** Electrostatic Powder Coating

**SS** Stainless Steel

Prices vary according to the type of coating in the offer. You must specify the type of coating in your offer list.